

# Complex Data Type Definitions



C++ Object Oriented Programming

Pei-yih Ting

NTOU CS

..... 1

# Aliasing a type name with *typedef*

◇ Simple rule: *typedef* original\_type\_name new\_type\_name;

```
typedef unsigned long ulong;  
ulong x; // equivalent to unsigned long x;
```

◇ More general rule: *typedef* type definition of new\_type\_name;

```
typedef int IntAry[20];  
IntAry y[30]; // equivalent to int y[30][20];
```

```
typedef double (*(FP)())[10];  
FP fp; // equivalent to double (*(fp)())[10];  
meaning: "a function pointer fp to a function that takes no argument and  
returns a pointer to a 10-element array of doubles"  
Equivalent and more self-explaining definitions:  
typedef double DoubleArray[10];  
typedef DoubleArray *PtrDoubleArray;  
typedef PtrDoubleArray (*FP)();
```

2

# Aliasing a type name with *typedef*

◇ You can also define multiple new type names in one *typedef* statement, just like you define several variables in one definition.

```
typedef struct  
{  
    int x;  
    int y;  
} Point, *PtrPoint;  
Point point; // equivalent to struct { int x; int y; } point;  
PtrPoint ptrPoint; // equivalent to struct { int x; int y; } *ptrPoint;
```

3

# Complex Data Type Definitions

◇ Examples:

```
int *x;  
int *x[10];  
int (*x)[10];  
int (**x)[10];  
int *(*x)[10];  
void (*funcPtr)();  
void *func(); // definition of a function  
void (*signal(int, void(*) (int)))(int); // definition of a function  
void *(*fp1)(int)[10];  
float *(*fp2)(int, int, float)(int);  
double *(*fp3)()[10];  
int *(*f4)()[10];
```

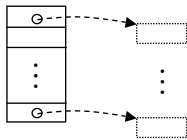
Using *typedef* can simplify these definitions

4

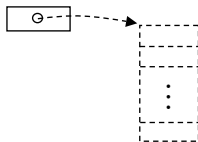
# Complex Data Type Definitions

Two simplest examples first:

`int *x[10];` // 10-element ARRAY of (PTR to integer)



`int (*x)[10];` // PTR to (10-element ARRAY of integers)



TYPE [n] means “n-element ARRAY of TYPE”

TYPE \* means “PTR to TYPE”

[ ] has higher precedence than \*, ( ) can change the priority

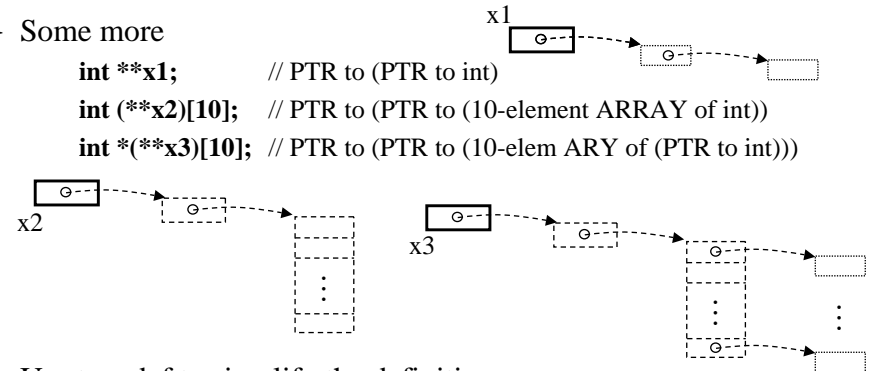
# Complex Data Type Definitions

Some more

`int **x1;` // PTR to (PTR to int)

`int (**x2)[10];` // PTR to (PTR to (10-element ARRAY of int))

`int (**x3)[10];` // PTR to (PTR to (10-element ARRAY of (PTR to int)))



Use typedef to simplify the definition

`typedef int *IPTR;`

`IPTR *x1;`

`typedef int IARY[10];`

`typedef IARY *PTRIARY;`

`PTRIARY *x2;`

`typedef IPTR IPTRARY[10];`

`typedef IPTRARY *PTR_IPTRARY;`

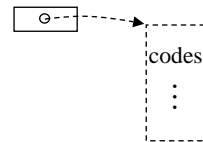
`PTR_IPTRARY *x3;`

Note: `sizeof(x1)=4`, `sizeof(x2)=4`,  
`sizeof(x3)=4`

# Complex Data Type Definitions

Function pointers

`void (*funcPtr)();` // PTR to a function that takes no argument and returns void



Real example:

`void (**fp)(int, void*(int))(int);`

// fp is a PTR to a function that takes two arguments, an int, (a function pointer that takes one int argument and returns void), and returns (a function pointer that takes one int argument and returns void)

Equivalently,

`typedef void (*sig_t)(int);`

`typedef sig_t (*FP)(int, sig_t);`

`FP fp;`

# Complex Data Type Definitions

Ex: PTR to a function that takes an int argument and returns a PTR to (10-element ARRAY of (PTR to void))

`void (**(*fp1)(int))[10];`

Ex: PTR to a function that takes three arguments: int, int, float and returns (PTR to a function that takes an int argument and returns float)

`float (**(*fp2)(int, int, float))(int);`

Ex: PTR to a function that takes no argument, returns (PTR to (10-element ARRAY of (PTR to a function that takes no argument and returns double)))

`double (**(*fp3)())[10]();`

Ex: function that takes no argument, returns (PTR to (10-element ARRAY of (PTR to function that takes no argument and returns int)))

`int (**(*f4())[10])();`